

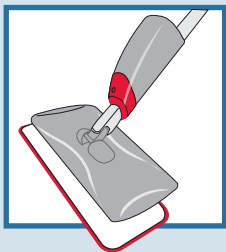


Thank you for your purchase of  
the new Rubbermaid® Reveal™  
Microfiber Spray Mop

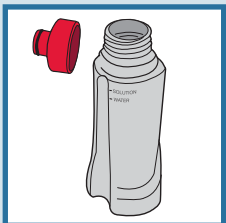


## GETTING STARTED

Note: Please be sure to remove all packaging prior to use.

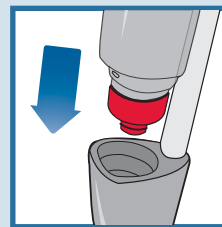


Washable microfiber pad attaches to bottom of mop head with “Velcro-like” strips to hold pad in place during mopping. Each pad can be used for two or more rooms and can be laundered up to 100 times.



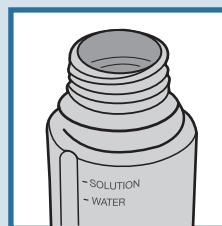
Refillable bottle is easy to use. Just unscrew cap and fill with hot water and 2 tablespoons of your favorite cleaner or just use plain water.

## GETTING STARTED (CONTINUED)



Turn bottle upside down and snap into the bottle receptacle in the lower assembly. Make sure flat side of bottle is facing away from the pole. Pump trigger 4-5 times for solution to begin to spray.

## USAGE & TIPS



If you prefer a mixed solution, fill bottle first with water up to water fill line on back and then simply add your favorite cleaning solution up to solution fill line. This mixture ratio is the standard cleaning solution ratio of 1/4 cup per gallon of water. Do **NOT** use bleach.

### Microfiber Pads

1. Reusable microfiber pads are machine washable and should be washed with like colors. Pad can be washed up to 100 times!
2. Do **NOT** wash with bleach.
3. Do **NOT** wash with fabric softener as this will impede the microfiber pad performance.
4. Tumble dry air or low heat setting.

### Refillable Bottle

1. Bottle can be cleaned by hand or in dishwasher (top rack only).
2. Bottle is **NOT** to be used for drinking purposes.
3. When switching between removable bottle or cleaners, remove bottle and spray mop trigger 4-5 times to flush the mop of residual cleaner.